







| | |
|-------|-----|
| | 1 |
| | 2 |
| | 3 |
| | 5 |
| | 8 |
| | 12 |
| | 18 |
| | 24 |
| | 26 |
| | 51 |
| | 53 |
| | 62 |
| | 139 |







| | 2009 |
|--|----------------|
| | 112,442,938.27 |
| | 124,329,377.58 |
| | 99,876,278.03 |
| | 86,146,923.98 |



| | | | | |
|--|------------------|------------------|---------|----------------|
| | 124,329,377.58 | 154,092,282.82 | -19.31% | 95,883,777.13 |
| | 99,876,278.03 | 122,623,252.75 | -18.55% | 77,072,815.56 |
| | 86,146,923.98 | 117,910,385.32 | -26.94% | 75,166,051.42 |
| | 67,926,930.45 | 53,585,429.93 | 26.76% | 33,865,136.25 |
| | 2009 | 2008 | | 2007 |
| | 1,810,414,567.33 | 1,426,906,138.19 | 26.88% | 656,109,990.85 |
| | 875,381,611.38 | 811,672,307.82 | 7.85% | 156,938,185.35 |
| | 240,000,000.00 | 120,000,000.00 | 100.00% | 90,000,000.00 |

2

| | 2009 | 2008 | | 2007 |
|---|-------------|-------------|---------|-------------|
| / | 0.42 | 0.57 | -26.32% | 0.43 |
| / | 0.42 | 0.57 | -26.32% | 0.43 |
| / | 0.36 | 0.55 | -34.55% | 0.42 |
| % | 11.88% | 23.19% | -11.31% | 49.84% |
| % | 10.33% | 22.40% | -12.07% | 48.61% |
| | 0.28 | 0.45 | -37.78% | 0.38 |
| | 2009 | 2008 | | 2007 |
| | 3.65 | 6.76 | -46.01% | 1.74 |

| | 2009 | 2008 |
|--|----------------|----------------|
| | 811,672,307.82 | 156,938,185.35 |
| | 99,876,278.03 | 122,623,252.75 |
| | 86,146,923.98 | 117,910,385.32 |
| | | 532,398,642.72 |
| | | 7 |
| | 12 | 12 |



| | | |
|--|----------------|----------------|
| | 36,000,000.00 | |
| | 7 | |
| | 840,610,446.84 | 528,815,686.65 |
| | 833,745,769.81 | 526,459,252.93 |
| | 11.88% | 23.19% |
| | 10.33% | 22.40% |

3



2008

12,000

24,000

1

2

1

| | | | + - | | | | | | |
|---|-------------|---------|-----|--|-------------|------------|-------------|-------------|---------|
| | | | | | | | | | |
| | 90,000,000 | 75.00% | | | 90,000,000 | | 90,000,000 | 180,000,000 | 75.00% |
| 1 | | | | | | | | | |
| 2 | | | | | | | | | |
| 3 | 90,000,000 | 75.00% | | | 90,000,000 | | 90,000,000 | 180,000,000 | 75.00% |
| | 42,500,000 | 35.42% | | | 42,500,000 | -2,200,000 | 40,300,000 | 82,800,000 | 34.50% |
| | 47,500,000 | 39.58% | | | 47,500,000 | 2,200,000 | 49,700,000 | 97,200,000 | 40.50% |
| 4 | | | | | | | | | |
| | | | | | | | | | |
| 5 | | | | | | | | | |
| | 30,000,000 | 25.00% | | | 30,000,000 | | 30,000,000 | 60,000,000 | 25.00% |
| 1 | 30,000,000 | 25.00% | | | 30,000,000 | | 30,000,000 | 60,000,000 | 25.00% |
| 2 | | | | | | | | | |
| 3 | | | | | | | | | |
| 4 | | | | | | | | | |
| | 120,000,000 | 100.00% | | | 120,000,000 | | 120,000,000 | 240,000,000 | 100.00% |

2

| | | | | | | |
|--|------------|---|------------|------------|--|------------|
| | | | | | | |
| | 40,500,000 | 0 | 40,500,000 | 81,000,000 | | 2011.05.21 |



| | | | | | | |
|--|------------|------------------|------------|--------------------------|--|------------|
| | 30,600,000 | 0 | 30,600,000 | 61,200,000 | | 2011.05.21 |
| | 7,270,000 | 0 | 7,270,000 | 14,540,000 | | 2011.05.21 |
| | 1,220,000 | 0 | 1,220,000 | 2,440,000 | | 2011.05.21 |
| | 1,220,000 | 0 | 1,220,000 | 2,440,000 | | 2011.05.21 |
| | 1,100,000 | 0 | -1,100,000 | 0 | | 2011.05.21 |
| | 1,000,000 | 0 | 1,000,000 | 2,000,000 | | 2011.05.21 |
| | 985,000 | 0 | 985,000 | 1,970,000 | | 2011.05.21 |
| | 930,000 | 0 | 930,000 | 1,860,000 | | 2011.05.21 |
| | 900,000 | 0 | 900,000 | 1,800,000 | | 2011.05.21 |
| | 745,000 | 0 | 745,000 | 1,490,000 | | 2011.05.21 |
| | 640,000 | 0 | 640,000 | 1,280,000 | | 2011.05.21 |
| | 495,000 | 0 | 495,000 | 990,000 | | 2011.05.21 |
| | 445,000 | 200 ¹ | 445,200 | 890,000 | | 2011.05.21 |
| | 325,000 | 0 | 325,000 | 650,000 | | 2011.05.21 |
| | 325,000 | 0 | 325,000 | 650,000 | | 2011.05.21 |
| | 325,000 | 0 | 325,000 | 650,000 | | 2011.05.21 |
| | 325,000 | 0 | 325,000 | 650,000 | | 2011.05.21 |
| | 325,000 | 0 | 325,000 | 650,000 | | 2011.05.21 |
| | 325,000 | 0 | 325,000 | 650,000 | | 2011.05.21 |
| | 0 | 0 | 2,200,000 | 2,200,000 ⁽²⁾ | | 2011.05.21 |
| | 90,000,000 | 200 | 90,000,200 | 180,000,000 | | |

1 2009 4 20
2008

200

100

2

2009 6 8

2009

3403

220

1

“ 2008 613 ”

2008 5 14

(A)3,000

18.78 /

2

2008 70

A

2,400

2008 5 22



600 2008 8 22

3

1

| | | 7,897 | | | |
|----|--|--------|------------|------------|---|
| 10 | | | | | |
| | | | | | |
| | | 33.75% | 81,000,000 | 81,000,000 | 0 |
| | | 25.50% | 61,200,000 | 61,200,000 | 0 |
| | | 6.06% | 14,540,000 | 14,540,000 | 0 |
| | | 2.02% | 4,850,000 | 0 | 0 |
| | | 1.92% | 4,599,904 | 0 | 0 |
| | | 1.62% | 3,899,688 | 0 | 0 |
| | | 1.06% | 2,540,190 | 0 | 0 |
| | | 1.04% | 2,502,560 | 0 | 0 |
| | | 1.02% | 2,440,000 | 2,440,000 | 0 |
| | | 1.02% | 2,440,000 | 2,440,000 | 0 |
| 10 | | | | | |
| | | | | | |
| | | | 4,850,000 | | |
| | | | 4,599,904 | | |
| | | | 3,899,688 | | |
| | | | 2,540,190 | | |
| | | | 2,502,560 | | |
| | | | 1,765,806 | | |



| | | |
|--|-----------|--|
| | 1,634,255 | |
| | 1,588,117 | |
| | 1,186,924 | |
| | 1,135,890 | |
| | | |

2

(“ ”)

2001 4 24

2,248

1006

3

25.50%

31.25%

0.83%



4

10%

10%

5





2001

30

2006

26 IT

/



2

2004

MEMS

2003

863 973

33

7

2001

17

2001

15

3

“ ”

2003

22

2004

-



12

2006

ADI

25

2003

2001

12

1

2

| | | 34.00 | |
|--|--|-------|--|
| | | 29.00 | |
| | | 26.00 | |
| | | 24.00 | |
| | | 5.00 | |
| | | 5.00 | |
| | | 5.00 | |
| | | 5.00 | |



| | | | |
|--|---|--------|---|
| | | 5.00 | |
| | | 26.00 | |
| | | 17.00 | |
| | | 8.00 | |
| | | 26.00 | |
| | | 26.00 | |
| | | 26.00 | |
| | | 24.00 | |
| | | 24.00 | |
| | - | 315.00 | - |

()

| | | | % |
|--|--|-------|--------|
| | | 2,616 | 65.78 |
| | | 100 | 2.51 |
| | | 921 | 23.16 |
| | | 35 | 0.88 |
| | | 305 | 7.67 |
| | | 3,977 | 100.00 |
| | | 2,815 | 70.78 |
| | | 607 | 15.26 |
| | | 437 | 10.99 |
| | | 112 | 2.82 |
| | | 6 | 0.15 |
| | | 3,977 | 100.00 |



1

2

3

4

5



6

7

| | | | | | | | |
|--|--|----|---|---|---|---|--|
| | | | | | | | |
| | | 10 | 4 | 6 | 0 | 0 | |



| | | | | | | | |
|--|--|----|---|---|---|---|--|
| | | 10 | 4 | 6 | 0 | 0 | |
| | | 10 | 4 | 6 | 0 | 0 | |
| | | 10 | 4 | 6 | 0 | 0 | |
| | | 10 | 4 | 6 | 0 | 0 | |
| | | 10 | 3 | 6 | 1 | 0 | |
| | | 10 | 4 | 5 | 1 | 0 | |
| | | 10 | 4 | 6 | 0 | 0 | |
| | | 10 | 3 | 6 | 1 | 0 | |

“ ”

1

2

3

4

5





2009

2008

2010 1 21

<http://www.cninfo.com.cn>

| | / / | / |
|-----|-----|---|
| | | |
| 1 | | - |
| 2 | | - |
| 3 1 | | - |
| 2 | | - |
| | | |
| 1 | | - |
| 2 | | - |
| 3 | | - |
| 4 | | - |



| | | |
|---|--|---|
| 5 | | - |
| 6 | | - |
| | | |
| | | |
| | | |
| | | |



1

2

2009 11 4

<http://www.cninfo.com.cn>

2009

2009 12 9

A-1

1 < >

2

3

4

5

6

2009 12 10

<http://www.cninfo.com.cn>

2009

2009 12 30

A-1

1

2 < >

3 2009

2009 12 31

<http://www.cninfo.com.cn>



1

112,685.02

9,987.63

11.30% -24.60% -18.55% 2009

LED 2009 LED 616.28

1

11.30%

24.60% 19.31% 18.55%

26.76%

2008

12,000

24,000

2008

11.31%

2008



| | | | | |
|--|-------------|-------------|---------|-------------|
| | 11.88% | 23.19% | -11.31% | 49.84% |
| | 6,792.69 | 5,358.54 | 26.76% | 3,386.51 |
| | 2009 | 2008 | | 2007 |
| | 181,041.46 | 142,690.61 | 26.88% | 65,611.00 |
| | 87,538.16 | 81,167.23 | 7.85% | 15,693.82 |
| | 24,000.00 | 12,000.00 | 100.00% | 9,000.00 |

2

10%

2009

11.7

1.56

3.51

1/3

7.53

11.04

11.67%

20.15% 2009

LED

616.28

144.35

| | | | | | | |
|-----|------------|-----------|--------|---------|---------|--------|
| | | | | | | |
| | 110,418.49 | 84,417.34 | 23.55% | 11.67% | 20.15% | -5.39% |
| | 110,418.49 | 84,417.34 | 23.55% | 11.67% | 20.15% | -5.39% |
| | 109,802.21 | 83,945.41 | 23.55% | 11.05% | 19.47% | -5.39% |
| LED | 616.28 | 471.93 | 23.42% | 100.00% | 100.00% | 23.42% |
| | 110,418.49 | 84,417.34 | 23.55% | 11.67% | 20.15% | -5.39% |

3C

68.03%

4.11%



| | 35,301.38 | -1.04% |
|--|------------|--------|
| | 75,117.11 | 18.84% |
| | 110,418.49 | 11.67% |

2

2009

30%

3



| | | | | |
|--|----------|----------|---------|----------|
| | | | | |
| | 1,990.72 | 2,355.46 | -15.48% | 2,508.40 |
| | 8.02% | 14.35% | -6.33% | 18.74% |

30%

30%

5%

6

1,178.60

5%



| | | | |
|--|--|--|--|
| | | | |
| | | | |
| | | | |
| | | | |
| | | | |
| | | | |

1%

0.2%

8

9

1

1

| | 2009 | | 2008 | | | 2007 |
|---|------------|--------|-----------|--------|---------|-----------|
| | | | | | | |
| : | | | | | | |
| | 43,055.87 | 23.78% | 46,380.66 | 32.50% | -7.17% | 6,739.66 |
| | 1,547.49 | 0.85% | 1,013.97 | 0.71% | 52.62% | 742.36 |
| | 29,558.39 | 16.33% | 17,427.47 | 12.21% | 69.61% | 14,848.60 |
| | 3,191.17 | 1.76% | 1,508.73 | 1.06% | 111.51% | 1,261.37 |
| | 597.93 | 0.33% | 250.28 | 0.18% | 138.90% | 437.83 |
| | 22,196.23 | 12.26% | 18,267.71 | 12.80% | 21.51% | 8,741.98 |
| | 0.51 | | | | | |
| | 100,147.58 | 55.32% | 84,848.83 | 59.46% | 18.03% | 32,771.80 |
| | | | | | | |
| | 56,072.92 | 30.97% | 39,882.39 | 27.95% | 40.60% | 26,018.34 |
| | 12,317.53 | 6.80% | 12,949.25 | 9.08% | -4.88% | 2,147.83 |





128.16%

1,574.54

55.44%

96.66

293.98%

| 1. | | | | | |
|----|-----------|--|--|--------|-----------|
| 2. | 12,010.56 | | | 118.82 | 22,883.45 |
| 3. | | | | | |
| 4. | | | | | |
| | 2,500.73 | | | | 8,876.94 |

2

| | 2009 | | 2008 | | | 2007 |
|---|-----------|--------|-----------|--------|---------|-----------|
| | | | | | | |
| : | | | | | | |
| | 46,731.22 | 53.50% | 25,764.02 | 46.65% | 81.38% | 17,470.00 |
| | 4,392.23 | 5.03% | 589.54 | 1.07% | 645.03% | 625.00 |
| | 24,828.00 | 28.42% | 16,419.49 | 29.73% | 51.21% | 13,386.39 |
| | 300.05 | 0.34% | 205.41 | 0.37% | 46.07% | 280.02 |
| | 1,253.54 | 1.44% | 1,248.60 | 2.26% | 0.40% | 1,266.99 |



| | | | | | | |
|--|-----------|---------|-----------|---------|----------|-----------|
| | 89.36 | 0.10% | -214.06 | -0.39% | -141.74% | 549.13 |
| | 158.75 | 0.18% | 2,468.66 | 4.47% | -93.57% | 4,897.32 |
| | | | 1,750.00 | 3.17% | -100.00% | 57.14 |
| | 77,753.14 | 89.01% | 48,231.66 | 87.33% | 61.21% | 38,531.99 |
| | | | | | | |
| | 9,600.00 | 10.99% | 7,000.00 | 12.67% | 37.14% | 8,750.00 |
| | 9,600.00 | 10.99% | 7,000.00 | 12.67% | 37.14% | 8,845.00 |
| | 87,353.14 | 100.00% | 55,231.66 | 100.00% | 58.16% | 47,376.99 |

81.38%

645.03%

51.21%

303.42

2009 9

25%

“ ”

2008

15%

93.57%

37.14%

2

| | 2009 | | 2008 | | | 2007 |
|--|------------|---------|------------|---------|---------|-----------|
| | | | | | | |
| | 112,685.02 | 100.00% | 101,244.19 | 100.00% | 11.30% | 64,471.81 |
| | 112,685.02 | 100.00% | 101,244.19 | 100.00% | 11.30% | 64,471.81 |
| | 101,258.73 | 89.86% | 86,331.70 | 85.27% | 17.29% | 54,837.46 |
| | 86,266.82 | 76.56% | 72,064.34 | 71.18% | 19.71% | 46,252.31 |
| | 75.42 | 0.07% | 139.90 | 0.14% | -46.09% | 100.15 |
| | 3,436.53 | 3.05% | 2,293.23 | 2.27% | 49.86% | 1,092.62 |
| | 9,295.30 | 8.25% | 9,268.45 | 9.15% | 0.29% | 5,554.66 |



| | | | | | | |
|------|-----------|--------|-----------|--------|---------|----------|
| | 1,965.54 | 1.74% | 2,418.44 | 2.39% | -18.73% | 1,664.78 |
| | 401.12 | 0.36% | 147.33 | 0.15% | 172.26% | 172.94 |
| “” | 11,244.29 | 9.98% | 14,912.49 | 14.73% | -24.60% | 9,634.34 |
| | 1,195.40 | 1.06% | 631.78 | 0.62% | 89.21% | 223.63 |
| | 6.76 | 0.01% | 135.04 | 0.13% | -95.00% | 269.59 |
| | 4.85 | 0.00% | 26.19 | 0.03% | -81.49% | |
| “” | 12,432.94 | 11.03% | 15,409.23 | 15.22% | -19.31% | 9,588.38 |
| | 1,553.73 | 1.38% | 1,813.00 | 1.79% | -14.30% | 1,213.43 |
| “”) | 10,879.21 | 9.65% | 13,596.23 | 13.43% | -19.98% | 8,374.95 |
| | 9,987.63 | | 12,262.33 | | -18.55% | 7,707.28 |
| | 891.58 | | 1,333.90 | | | 667.67 |

49.86%

6,516.61

5.90%

| | 2009 | 2008 | 2007 |
|--|------------|-----------|--------|
| | 110,418.49 | 98,880.04 | 63,372 |
| | 6,516.61 | 4,594.46 | 2,675 |
| | 5.90% | 4.65% | 4.22% |

102

21

| 1 | 200910013946.0 | | 2009.01.17 | |
|---|----------------|------------|------------|--|
| 2 | 200910078550.4 | | 2009.02.25 | |
| 3 | 200910019931.5 | | 2009.03.16 | |
| 4 | 200910143634.1 | | 2009.05.27 | |
| 5 | 200910088456.7 | MEMS | 2009.07.01 | |
| 6 | 200910016464.0 | | 2009.07.03 | |
| 7 | 200910157454.9 | | 2009.07.30 | |
| 8 | 200910162278.8 | LED LED | 2009.07.31 | |
| 9 | 200910162277.3 | LED | 2009.07.31 | |



| | | | | |
|----|-------------------|--------------|------------|-----|
| 10 | 200910162160.5 | LED | 2009.08.06 | |
| 11 | PCT/CN2009/072817 | | 2009.07.17 | PCT |
| 12 | PCT/CN2009/073551 | | 2009.08.27 | PCT |
| 13 | PCT/CN2009/073215 | | 2009.08.12 | PCT |
| 14 | 200910018933.2 | | 2009.09.15 | |
| 15 | PCT/CN2009/074952 | | 2009.11.16 | PCT |
| 16 | 200910223257.2 | MEMS MEMS | 2009.11.20 | |
| 17 | 200910224212.7 | | 2009.11.25 | |
| 18 | 200910225748.0 | | 2009.11.30 | |
| 19 | 200910093732.9 | | 2009.09.29 | |
| 20 | 200910260833.0 | | 2009.12.12 | |
| 21 | PCT/CN2009/075833 | | 2009.12.22 | PCT |

18.73%

2008

2009

172.26%

89.21%

3

| | 2009 | 2008 | | 2007 |
|--|------------|------------|---------|------------|
| | 6,792.69 | 5,358.54 | 26.76% | 3,386.51 |
| | -24,641.08 | -26,738.05 | -7.84% | -12,566.79 |
| | 5,499.38 | 57,871.89 | -90.50% | 6,985.73 |
| | -7.70 | -130.50 | -94.10% | -366.94 |
| | -12,356.70 | 36,361.89 | | -2,561.49 |

90.50%

2008

5.4

94.10%

2009

4



| | 2009 | 2008 | 2007 |
|--|--------|--------|--------|
| | 48.25% | 38.71% | 72.21% |
| | 1.29 | 1.76 | 0.85 |
| | 1.00 | 1.38 | 0.62 |
| | 6.33 | 9.03 | 8.08 |
| | 4.80 | 6.27 | 6.48 |
| | 75 | 57 | 56 |
| | 4.26 | 5.34 | 5.69 |
| | 84 | 67 | 63 |

50

2009 12 31

431.25

-503.52

2009

2.09

50

2009 12 31

8.34

-5.00

2009

-65.38

3,820

2009 12 31

70,430.66

33,170.17

2009

4,685.82

12.18%

| | 2009 | 2008 | |
|--|-----------|-----------|---------|
| | 59,329.01 | 50,581.30 | 17.29% |
| | 4,091.92 | 4,661.16 | -12.21% |
| | 5,162.52 | 5,256.27 | -1.78% |
| | 4,685.82 | 5,335.61 | -12.18% |
| | 3,876.11 | 4,001.71 | -3.14% |

2009

17.29%

PLANTRONICS



| | | | | | | |
|-------|------------|------------|--------|--------|------|---------|
| | | | | 500 | | |
| | | 2009 12 31 | | 671.67 | | 106.91 |
| 2009 | -14.24 | | | | | |
| | | | 1.5 | | | 2009 |
| 12 31 | 48.93 | | 31.55 | 2009 | | -805.20 |
| | 2009 | | | | | |
| | | | 1 | | | 2009 12 |
| 31 | 8.73 | | 5.21 | 2009 | | -1.68 |
| | | 30 | | | | 2009 |
| 12 31 | 110.25 | | 110.25 | 2009 | | -288.60 |
| | | | 50 | | | |
| | 2009 12 31 | | 15.99 | 15.57 | 2009 | -32.20 |
| | 2009 12 21 | | | | | |
| | 2010 6 | | | | | |
| | 50 | | LED | LED | | 2009 12 |
| 31 | 788.04 | | 411.98 | 2009 | | 167.09 |
| | 20 | | | | | 2009 12 |
| 31 | 73.53 | | 70.11 | 2009 | | -76.29 |
| | 1 | | | | | |
| | 2010 | | IT | | | |
| | | | | 2010 | | 12% |
| | | 2010 | 15% | | 2010 | TFT-LCD |



3D LED Gaming 3C

2010

2

1

LED

LED

LED

2

LED

2007

LED / LED

17%

3

LED

LED LED

SMD


3

1 LED

LED

2 LED

4





5

3

MBA EPD

6

ERP PDM OA

6

7

5

2009

52,127

6

1

2008

10%

2

CE



CE

LG

CE

LED

CE

LED

3



4

€

2008 1 1

“

25%”

15%

[2009]12

€

“ ”

2009 6 3

[2009]88

2009

6 1 14% 17% 2006 9 14

[2006]139

2006

9 15 13% 17%

5

LED

1



[2008]613

“ ” “ ”

A 3000 1

18.78 563,400,000.00

22,200,000.00 541,200,000.00 97,876,700.00

2008 5 19

0302012010010170

443,323,300.00 2008 5 19

397174292308094001 2008

5 22

397174292308094001

8,801,357.28 532,398,642.72

2008 19

2

| | | | | | | | |
|----------------|------------|----------------|----------------|----------------|----------------|--------------|---------------|
| | | | | | | | |
| | | | | | | | |
| 231,231,460.64 | 743,100.00 | 532,398,642.72 | 219,909,992.43 | 204,000,000.00 | 154,000,000.00 | 3,973,258.94 | 34,487,348.59 |

2

2008 2



2009 12 31 :

| | | 0302012010010170 | 34,037.72 |
|--|--|--------------------|---------------|
| | | 397174292308094001 | 27,540,917.76 |
| | | 397100569068094001 | 6,912,393.11 |
| | | | 34,487,348.59 |



| | | | | | | | | | | | | | |
|------|---|-----------|-----------|-----------|-----------|-----------|-----------|-----------|------------------|----------|---|---|--|
| | | 53,239.86 | | | | | | 21,991.00 | | | | | |
| | | 0.00 | | | | | | 45,114.15 | | | | | |
| | | 0.00% | | | | | | | | | | | |
| | | | | (1) | | (2) | (3) | (2)-(1) | % (4) (2)/(1) | | | | |
| | | 13,162.29 | 13,162.29 | 13,162.29 | 5,251.22 | 12,063.15 | -1,099.14 | 91.65% | 2010.3.31 | 1,574.63 | 1 | | |
| / | | 9,787.67 | 9,787.67 | 9,787.67 | 4,401.16 | 9,839.08 | 51.41 | 100.53% | 2009.12.31 | 1,518.55 | 1 | | |
| | | 12,559.25 | 12,559.25 | 12,559.25 | 6,229.85 | 11,878.51 | -680.74 | 94.58% | 2010.3.31 | 1,445.50 | 1 | | |
| MEMS | | 8,371.59 | 8,371.59 | 8,371.59 | 2,720.77 | 4,586.08 | -3,785.51 | 54.78% | 2010.3.31 | 869.13 | 1 | | |
| | | 5,265.31 | 5,265.31 | 5,265.31 | 1,204.93 | 2,725.70 | -2,539.61 | 51.77% | 2010.3.31 | | 1 | | |
| | | 4,019.22 | 4,019.22 | 4,019.22 | 2,183.07 | 4,021.63 | 2.41 | 100.06% | 2009.12.31 | 1,015.88 | 1 | | |
| | - | 53,165.33 | 53,165.33 | 53,165.33 | 21,991.00 | 45,114.15 | -8,051.18 | - | - | 6,423.69 | - | - | |
| | | MEMS | | | | | | | | | | | |
| | | 2010 3 31 | | | | | | | | | | | |
| | | | | | | | | | | | | | |
| | | | | | | | | | | | | | |



| | | | | |
|--|------------|------------|----------|-----------|
| | 2008 6 27 | 2007 | | |
| | 2008 6 6 | | 2,874.93 | |
| | | MEMS | | 2,874.93 |
| | 2008 10 15 | | 5,444.82 | |
| | | 5,444.82 | | |
| | 2008 6 27 | 2007 | | 22,782.69 |
| | 2008 12 26 | 2009 2 10 | 2009 | , 15400 |
| | , | 2009 10 23 | , | 5,000 |
| | | 6 | | |
| | | | | |
| | 2008 6 27 | 2007 | | 74.53 |
| | | | | |



4

5

2009

[2010] 21

2009

2009

1 2009 1 20

2

2009 1 21

<http://www.cninfo.com.cn>

2 2009 3 16

<2008 > 12

2009 3 17

<http://www.cninfo.com.cn>

3 2009 3 26

PLANTRONICS B.V. < >

2009 3 27

<http://www.cninfo.com.cn>

4 2009 4 21 <

2009 > < 2009

>

1

5 2009 8 17 <

2009 > < 2009



> 5

2009 8 19

<http://www.cninfo.com.cn>

6 2009 9 10

3

2009 9 11

<http://www.cninfo.com.cn>

7 2009 10 17

2

2009 10 19

<http://www.cninfo.com.cn>

8 2009 10 23 <

2009 > < 2009

> 2

2009 10 24

<http://www.cninfo.com.cn>

9 2009 11 21 <

> 7

2009 11 24

<http://www.cninfo.com.cn>

10 2009 12 14

2009 12 15

<http://www.cninfo.com.cn>

1 2009 4 17 2008 2009 7

2 2009 4 17 2008 2009 5



| | | | | | | |
|---|------|----|------|------|------|----|
| 3 | 2009 | 4 | 17 | 2008 | | |
| | | | 2009 | | | |
| 4 | 2009 | 12 | 9 | 2009 | 2009 | 12 |
| 5 | 2009 | 12 | 30 | 2009 | 2010 | 1 |

1
2009

2
2009

3
2009

2009



| 2008 | 36,000,000.00 | 122,623,252.75 | 29.36% |
|------|---------------|----------------|--------|
| 2007 | 0.00 | 77,072,815.56 | 0.00% |
| 2006 | 0.00 | 28,604,977.54 | 0.00% |
| | | % | 47.31% |

1

2

3

4

5

6

“ ”

7



2009 5
 1 2009 1 20
 2009 1 21
<http://www.cninfo.com.cn>
 2 2009 3 16
 2008 2008
 2008 2008
 2008
 2008
 2009 3 17
<http://www.cninfo.com.cn>
 3 2009 4 21
 < 2009 > < 2009
 >
 1
 4 2009 8 17
 < 2009 > < 2009
 >
 2009 8 19
<http://www.cninfo.com.cn>
 5 2009 10 23
 < 2009 > <
 2009 >
 2009 10 24
<http://www.cninfo.com.cn>



1

2009

2

2009

3

4

2009

5

2009



1
 2
 (1) LED 2009 8
 17

95% 5%

47.5 2.5

(2)

2009

11 3
 33,936

4,676 2009 11 5

2009 10 19

<http://www.cninfo.com.cn>

2009

3
 2009 1 19
 2009



2009

:

| | | | | | 2009 | 2009 | 2009 | 2009 | 2009 | |
|--|--|--|--|--|------|------|------|------|------|--|
| | | | | | | | | | | |
| | | | | | | | | | | |
| | | | | | | | | | | |



4

1

2

1 2009 12 31



| | | |
|--|-------------|-------------|
| | | |
| | | |
| | | |
| | -166,974.47 | -287,773.00 |

5%

1

“ 1

2

”

2 5%

1

2

1

2



3

4

2009

“

”

,

2009

2009

50

5%

2009 4 20

34.96

100

2009

30

| | | | | |
|---|----------|--|------------|--|
| | | | | |
| 1 | 2009-001 | | 2009.01.16 | |



| | | | | |
|----|----------|------|------------|--|
| 2 | 2009-002 | | 2009.01.20 | |
| 3 | 2009-003 | 2008 | 2009.01.20 | |
| 4 | 2009-004 | | 2009.01.21 | |
| 5 | 2009-005 | | 2009.01.21 | |
| 6 | 2009-006 | | 2009.01.21 | |
| 7 | 2009-007 | 2009 | 2009.01.21 | |
| 8 | 2009-008 | 2009 | 2009.02.06 | |
| 9 | 2009-009 | 2009 | 2009.02.11 | |
| 10 | 2009-010 | 2008 | 2009.02.18 | |
| 11 | 2009-011 | | 2009.03.17 | |
| 12 | 2009-012 | | 2009.03.17 | |
| 13 | 2009-013 | 2008 | 2009.03.17 | |
| 14 | 2009-014 | 2008 | 2009.03.17 | |
| 15 | 2009-015 | 2008 | 2009.03.17 | |
| 16 | 2009-016 | 2008 | 2009.03.17 | |
| 17 | 2009-017 | | 2009.03.17 | |
| 18 | 2009-018 | | 2009.03.20 | |
| 19 | 2009-019 | | 2009.03.27 | |
| 20 | 2009-020 | | 2009.03.27 | |
| 21 | 2009-021 | 2009 | 2009.04.10 | |
| 22 | 2009-022 | 2008 | 2009.04.18 | |
| 23 | 2009-023 | 2009 | 2009.04.22 | |
| 24 | 2009-024 | 2008 | 2009.05.05 | |
| 25 | 2009-025 | 2009 | 2009.07.21 | |



| | | | | |
|----|----------|------|------------|--|
| 26 | 2009-026 | | 2009.08.11 | |
| 27 | 2009-027 | | 2009.08.19 | |
| 28 | 2009-028 | | 2009.08.19 | |
| 29 | 2009-029 | 2009 | 2009.08.19 | |
| 30 | 2009-030 | | 2009.09.11 | |
| 31 | 2009-031 | | 2009.09.11 | |
| 32 | 2009-032 | | 2009.10.19 | |
| 33 | 2009-033 | | 2009.10.19 | |
| 34 | 2009-034 | 2009 | 2009.10.19 | |
| 35 | 2009-035 | | 2009.10.24 | |
| 36 | 2009-036 | | 2009.10.24 | |
| 37 | 2009-037 | 2009 | 2009.10.24 | |
| 38 | 2009-038 | | 2009.10.24 | |
| 39 | 2009-039 | 2009 | 2009.11.04 | |
| 40 | 2009-040 | | 2009.11.20 | |
| 41 | 2009-041 | | 2009.11.24 | |
| 42 | 2009-042 | 2009 | 2009.11.24 | |
| 43 | 2009-043 | 2009 | 2009.12.04 | |
| 44 | 2009-044 | 2009 | 2009.12.10 | |
| 45 | 2009-045 | | 2009.12.15 | |
| 46 | 2009-046 | 2009 | 2009.12.15 | |
| 47 | 2009-047 | 2009 | 2009.12.15 | |
| 48 | 2009-048 | 2009 | 2009.12.31 | |



1

2

3



1



2

1

2009 12 31

| | | | | |
|--|------------------|----------------|----------------|----------------|
| | | | | |
| | | | | |
| | 430,558,678.61 | 294,319,293.53 | 463,806,636.17 | 393,205,071.61 |
| | | | | |
| | | | | |
| | 15,474,931.41 | 13,878,730.51 | 10,139,728.27 | 9,141,537.47 |
| | 295,583,882.48 | 165,792,506.16 | 174,274,695.89 | 110,890,716.21 |
| | 31,911,718.72 | 20,800,656.63 | 15,087,278.67 | 9,780,886.08 |
| | | | | |
| | | | | |
| | | | | |
| | 5,979,264.93 | 16,802,629.88 | 2,502,792.69 | 57,825,151.68 |
| | | | | |
| | 221,962,271.00 | 140,505,790.78 | 182,677,145.05 | 119,227,929.27 |
| | 5,100.00 | | | |
| | | | | |
| | 1,001,475,847.15 | 652,099,607.49 | 848,488,276.74 | 700,071,292.32 |
| | | | | |
| | | | | |
| | | | | |
| | | | | |
| | | 247,346,536.96 | | 150,099,431.23 |
| | | | | |
| | 560,729,160.43 | 300,591,500.63 | 398,823,934.21 | 155,450,783.96 |
| | 123,175,331.51 | 122,716,181.88 | 129,492,462.93 | 122,764,624.37 |
| | | | | |
| | | | | |
| | | | | |
| | 100,344,869.99 | 68,036,669.12 | 43,980,259.99 | 20,792,282.72 |
| | 15,745,427.35 | 5,527,131.88 | | |
| | 2,710,111.92 | | 1,743,540.56 | |
| | 3,134,763.99 | 400,000.00 | 3,591,054.42 | 520,000.00 |



| | | | | |
|--|------------------|------------------|------------------|------------------|
| | 3,099,054.99 | 881,404.41 | 786,609.34 | 561,342.45 |
| | | | | |
| | 808,938,720.18 | 745,499,424.88 | 578,417,861.45 | 450,188,464.73 |
| | 1,810,414,567.33 | 1,397,599,032.37 | 1,426,906,138.19 | 1,150,259,757.05 |
| | | | | |
| | 467,312,196.14 | 330,419,624.28 | 257,640,231.19 | 192,809,092.73 |
| | | | | |
| | | | | |
| | | | | |
| | 43,922,294.66 | 17,790,309.15 | 5,895,364.82 | |
| | 248,280,001.44 | 126,897,517.87 | 164,194,887.45 | 108,128,855.41 |
| | 3,000,461.66 | 22,479.27 | 2,054,073.23 | 133,345.78 |
| | | | | |
| | | | | |
| | 12,535,443.57 | 8,495,661.70 | 12,486,040.54 | 8,372,109.68 |
| | 893,562.70 | 2,803,263.50 | -2,140,626.28 | -2,283,879.35 |
| | | | | |
| | | | | |
| | 1,587,464.83 | 739,611.77 | 24,686,579.47 | 23,480,819.93 |
| | | | | |
| | | | | |
| | | | | |
| | | | 17,500,000.00 | 17,500,000.00 |
| | | | | |
| | 777,531,425.00 | 487,168,467.54 | 482,316,550.42 | 348,140,344.18 |
| | | | | |
| | 96,000,000.00 | 34,000,000.00 | 70,000,000.00 | |
| | | | | |
| | | | | |
| | | | | |
| | | | | |
| | | | | |
| | 96,000,000.00 | 34,000,000.00 | 70,000,000.00 | |
| | 873,531,425.00 | 521,168,467.54 | 552,316,550.42 | 348,140,344.18 |
| | | | | |
| | 240,000,000.00 | 240,000,000.00 | 120,000,000.00 | 120,000,000.00 |
| | 406,696,057.02 | 406,696,057.02 | 526,696,057.02 | 526,696,057.02 |
| | | | | |
| | | | | |
| | 26,573,450.79 | 26,573,450.79 | 15,542,335.59 | 15,542,335.59 |
| | | | | |



| | | | | |
|-----|----------------|----------------|----------------|----------------|
| | 15,537,259.65 | 12,046,036.87 | 18,129,994.92 | 17,491,486.24 |
| “-” | 108,792,117.93 | 110,311,151.96 | 135,962,287.90 | 118,456,297.85 |
| | 99,876,278.03 | 110,311,151.96 | 122,623,252.75 | 118,456,297.85 |
| | 8,915,839.90 | | 13,339,035.15 | |
| | | | | |
| | 0.42 | | 0.57 | |
| | 0.42 | | 0.57 | |
| | -166,974.47 | 0.00 | -287,773.00 | |
| | 108,625,143.46 | 110,311,151.96 | 135,674,514.90 | 118,456,297.85 |
| | 99,709,303.56 | 110,311,151.96 | 122,335,479.75 | 118,456,297.85 |
| | 8,915,839.90 | | 13,339,035.15 | |

3

2009 1-12

| | | | | |
|--|------------------|----------------|------------------|----------------|
| | | | | |
| | | | | |
| | 991,105,615.18 | 576,632,721.99 | 1,009,553,961.99 | 577,728,626.52 |
| | | | | |
| | | | | |
| | | | | |
| | | | | |
| | | | | |
| | | | | |
| | | | | |
| | | | | |
| | 47,026,836.56 | 19,038,457.13 | 30,765,223.79 | 2,492,023.78 |
| | 24,032,153.39 | 21,770,118.41 | 11,493,893.39 | 8,253,476.17 |
| | 1,062,164,605.13 | 617,441,297.53 | 1,051,813,079.17 | 588,474,126.47 |
| | 782,377,317.81 | 419,786,266.35 | 810,447,510.38 | 410,971,371.20 |
| | | | | |
| | | | | |
| | | | | |
| | | | | |
| | | | | |
| | 116,467,153.42 | 70,947,821.36 | 90,903,376.53 | 54,119,268.18 |
| | 39,074,307.64 | 25,065,212.14 | 49,015,155.59 | 44,227,414.90 |
| | 56,318,895.81 | 27,055,822.05 | 47,861,606.74 | 22,510,503.61 |
| | 994,237,674.68 | 542,855,121.90 | 998,227,649.24 | 531,828,557.89 |



| | | | | |
|--|-----------------|-----------------|-----------------|-----------------|
| | 67,926,930.45 | 74,586,175.63 | 53,585,429.93 | 56,645,568.58 |
| | | | | |
| | | | | |
| | | 36,015,394.89 | | 12,061,004.56 |
| | 38,894.00 | 11,400.00 | 64,813.20 | 61,200.00 |
| | | | | |
| | | 225,861,159.30 | 87,300,690.56 | 248,530,628.04 |
| | 38,894.00 | 261,887,954.19 | 87,365,503.76 | 260,652,832.60 |
| | 246,098,791.79 | 214,026,015.81 | 257,822,529.93 | 166,386,710.30 |
| | | 96,896,249.31 | | 88,299,752.50 |
| | | | | |
| | 350,856.42 | 350,856.42 | -100,088.85 | 131,392.80 |
| | | 182,140,005.91 | 97,023,518.81 | 257,057,388.60 |
| | 246,449,648.21 | 493,413,127.45 | 354,745,959.89 | 511,875,244.20 |
| | -246,410,754.21 | -231,525,173.26 | -267,380,456.13 | -251,222,411.60 |
| | | | | |
| | 1,673,542.73 | | 569,909,250.00 | 541,200,000.00 |
| | 1,673,542.73 | | 28,709,250.00 | |
| | 683,082,868.78 | 434,869,152.35 | 271,000,000.00 | 206,000,000.00 |
| | | | | |
| | 40,758,033.62 | 662,820.62 | 108,641,365.60 | 102,085,760.26 |
| | 725,514,445.13 | 435,531,972.97 | 949,550,615.60 | 849,285,760.26 |
| | 464,910,903.83 | 280,758,620.80 | 204,700,000.00 | 164,700,000.00 |
| | 74,533,409.93 | 49,046,353.91 | 24,326,710.66 | 13,904,753.67 |
| | 12,005,131.63 | | 4,020,334.85 | |
| | 131,076,285.14 | 90,331,124.96 | 141,805,007.56 | 115,109,439.68 |
| | 670,520,598.90 | 420,136,099.67 | 370,831,718.22 | 293,714,193.35 |
| | 54,993,846.23 | 15,395,873.30 | 578,718,897.38 | 555,571,566.91 |
| | -77,034.86 | 51,125.73 | -1,305,018.04 | -221,848.67 |
| | -123,567,012.39 | -141,491,998.60 | 363,618,853.14 | 360,772,875.22 |
| | 431,015,416.01 | 385,234,118.49 | 67,396,562.87 | 24,461,243.27 |
| | 307,448,403.62 | 243,742,119.89 | 431,015,416.01 | 385,234,118.49 |



4

2009

| | 120,000,000.00 | 526,696,057.02 | | | 15,542,335.59 | | 149,721,688.21 | -287,773.00 | 62,917,279.95 | 874,589,587.77 |
|-----|----------------|-----------------|--|--|---------------|--|----------------|-------------|---------------|----------------|
| | | | | | | | | | | |
| | | | | | | | | | | |
| | 120,000,000.00 | 526,696,057.02 | | | 15,542,335.59 | | 149,721,688.21 | -287,773.00 | 62,917,279.95 | 874,589,587.77 |
| “_” | 120,000,000.00 | -120,000,000.00 | | | 11,031,115.20 | | 52,845,162.83 | -166,974.47 | -1,415,749.00 | 62,293,554.56 |
| | | | | | | | 99,876,278.03 | | 8,915,839.90 | 108,792,117.93 |
| | | | | | | | | -166,974.47 | | -166,974.47 |
| | | | | | | | 99,876,278.03 | -166,974.47 | 8,915,839.90 | 108,625,143.46 |
| | | | | | | | | | 1,673,542.73 | 1,673,542.73 |
| 1 | | | | | | | | | 1,673,542.73 | 1,673,542.73 |
| 2 | | | | | | | | | | |
| 3 | | | | | | | | | | |
| | | | | | 11,031,115.20 | | -47,031,115.20 | | -12,005,131.6 | -48,005,131.63 |
| 1 | | | | | 11,031,115.20 | | -11,031,115.20 | | | |
| 2 | | | | | | | | | | |
| 3 | | | | | | | -36,000,000.00 | | -12,005,131.6 | -48,005,131.63 |
| 4 | | | | | | | | | | |
| | 120,000,000.00 | -120,000,000.00 | | | | | | | | |
| 1 | 120,000,000.00 | -120,000,000.00 | | | | | | | | |
| 2 | | | | | | | | | | |
| 3 | | | | | | | | | | |



2009

| | | | | | | | | | | |
|---|----------------|----------------|--|--|---------------|--|----------------|-------------|---------------|----------------|
| 4 | | | | | | | | | | |
| | | | | | | | | | | |
| 1 | | | | | | | | | | |
| 2 | | | | | | | | | | |
| | 240,000,000.00 | 406,696,057.02 | | | 26,573,450.79 | | 202,566,851.04 | -454,747.47 | 61,501,530.95 | 936,883,142.33 |

2008

| | | | | | | | | | | |
|--|--|--|--|--|--|--|--|--|--|--|
| | | | | | | | | | | |
|--|--|--|--|--|--|--|--|--|--|--|



| | | | | | | | | | | |
|---|----------------|----------------|--|--|---------------|--|----------------|-------------|---------------|----------------|
| 2 | | | | | | | | | | |
| 3 | | | | | | | | | | |
| 4 | | | | | | | | | | |
| 1 | | | | | | | | | | |
| 2 | | | | | | | | | | |
| | 120,000,000.00 | 526,696,057.02 | | | 15,542,335.59 | | 149,721,688.21 | -287,773.00 | 62,917,279.95 | 874,589,587.77 |

5

2009

| | | | | | | | | | | |
|-----|----------------|-----------------|--|--|---------------|---------------|----------------|----------------|----------------|----------------|
| | | | | | | | | | | |
| | 120,000,000.00 | 526,696,057.02 | | | 15,542,335.59 | | 139,881,020.26 | | 802,119,412.87 | |
| | | | | | | | | | | |
| | | | | | | | | | | |
| | 120,000,000.00 | 526,696,057.02 | | | 15,542,335.59 | | 139,881,020.26 | | 802,119,412.87 | |
| “ ” | 120,000,000.00 | -120,000,000.00 | | | 11,031,115.20 | | 63,280,036.76 | | 74,311,151.96 | |
| | | | | | | | 110,311,151.96 | | 110,311,151.96 | |
| | | | | | | | | | | |
| | | | | | | | 110,311,151.96 | | 110,311,151.96 | |
| | | | | | | | | | | |
| 1 | | | | | | | | | | |
| 2 | | | | | | | | | | |
| 3 | | | | | | | | | | |
| | | | | | | 11,031,115.20 | | -47,031,115.20 | | -36,000,000.00 |
| 1 | | | | | | 11,031,115.20 | | -11,031,115.20 | | |
| 2 | | | | | | | | | | |



| | | | | | | | | |
|---|----------------|-----------------|--|--|---------------|--|----------------|----------------|
| 3 | | | | | | | -36,000,000.00 | -36,000,000.00 |
| 4 | | | | | | | | |
| | 120,000,000.00 | -120,000,000.00 | | | | | | |
| 1 | 120,000,000.00 | -120,000,000.00 | | | | | | |
| 2 | | | | | | | | |
| 3 | | | | | | | | |
| 4 | | | | | | | | |
| | | | | | | | | |
| 1 | | | | | | | | |
| 2 | | | | | | | | |
| | 240,000,000.00 | 406,696,057.02 | | | 26,573,450.79 | | 203,161,057.02 | 876,430,564.83 |

2008

| | | | | | | | | |
|---|---------------|----------------|--|--|---------------|--|----------------|----------------|
| | | | | | | | | |
| | 90,000,000.00 | 24,297,414.30 | | | 3,696,705.80 | | 33,270,352.20 | 151,264,472.30 |
| | | | | | | | | |
| | | | | | | | | |
| | 90,000,000.00 | 24,297,414.30 | | | 3,696,705.80 | | 33,270,352.20 | 151,264,472.30 |
| | 30,000,000.00 | 502,398,642.72 | | | 11,845,629.79 | | 106,610,668.06 | 650,854,940.57 |
| | | | | | | | 118,456,297.85 | 118,456,297.85 |
| | | | | | | | | |
| | | | | | | | 118,456,297.85 | 118,456,297.85 |
| | 30,000,000.00 | 502,398,642.72 | | | | | | 532,398,642.72 |
| 1 | 30,000,000.00 | 502,398,642.72 | | | | | | 532,398,642.72 |
| 2 | | | | | | | | |
| 3 | | | | | | | | |
| | | | | | 11,845,629.79 | | -11,845,629.79 | |
| 1 | | | | | 11,845,629.79 | | -11,845,629.79 | |



| | | | | | | | | |
|---|----------------|----------------|--|--|---------------|--|----------------|----------------|
| 2 | | | | | | | | |
| 3 | | | | | | | | |
| 4 | | | | | | | | |
| | | | | | | | | |
| 1 | | | | | | | | |
| 2 | | | | | | | | |
| 3 | | | | | | | | |
| 4 | | | | | | | | |
| | | | | | | | | |
| 1 | | | | | | | | |
| 2 | | | | | | | | |
| | 120,000,000.00 | 526,696,057.02 | | | 15,542,335.59 | | 139,881,020.26 | 802,119,412.87 |



1

2007 7 27

2001 6 25

2007 5

2007 172

2007 6 26 2007

2,940

2007 7 18

17

1 0.8

2008 613

A 3,000

18.78

[2008] 19

2008 5 22

12,000 2008 7 22

2009 4 17 2008

2008 12 31 12,000

10 10 12,000

24,000


2009 2427

2009 7 20






6



7





8






9











| | |
|--|--|
| | |
|--|--|


| 3 | 3 | | 1% | 1% |
|---|---|---|------|------|
| 3 | | | 5% | 5% |
| 1 | 1 | | 10% | 10% |
| 1 | 2 | 2 | 30% | 30% |
| 2 | 3 | 3 | 50% | 50% |
| 3 | | | 100% | 100% |

11


| |
|--|
| |
|--|



| |
|--|
| |
|--|


| |
|--|
| |
|--|




12










13



14





| | 20-30 | 5% 10% | 3%-4.75% |
|--|-------|--------|----------|
| | 10 | 5% 10% | 9%-9.5% |
| | 10 | 5% 10% | 9%-9.5% |
| | 5 | 5% 10% | 18%-19% |
| | 5 | 5% 10% | 18%-19% |




| |
|--|
| |
|--|

15

| |
|----------|
| () |
|----------|

16


| |
|--|
| |
|--|





3

3


17









18





19








20







21







| | | | | | | |
|--|-----|-------|----|----|----|----|
| | | | | | | |
| | 17% | 15% | 7% | 3% | 1% | 5% |
| | 17% | 15% | | | | 5% |
| | 17% | 25% | | | | 5% |
| | 3% | 25% | 7% | 3% | 1% | 5% |
| | 3% | 25% | 7% | 3% | | 5% |
| | 3% | 25% | 7% | 3% | | 5% |
| | 3% | 20% | 1% | | | 5% |
| | | 13% | | | | |
| | | 28% | | | | |
| | | 17.5% | | | | |
| | | 28% | | | | |





| | | | | | | |
|---|---|------|------|------|------|----------|
| | | | | | | [2009]12 |
| “ | ” | 505 | 2008 | | | |
| | | | | 2008 | 12 5 | 3 |
| | | | 2008 | 1 1 | 15% | |
| | | | | 2007 | 1 1 | “ |
| ” | | 2009 | 9 | | | 25% |
| | “ | | ” | | | |
| | | | | | | |
| | | | | | | 15% |

| | | | | | | |
|--|--|--|--|-------|--|-------|
| | | | | | | |
| | | | | 3,820 | | 3,160 |
| | | | | 50 | | 50 |
| | | | | 50 | | 50 |

| | | | | | | |
|--|--|-------|-------|----------|--|--|
| | | | | | | |
| | | 82.72 | 82.72 | 5,900.92 | | |
| | | 100 | 100 | | | |
| | | 100 | 100 | | | |



| | | | | 1 | | |
|--|--|--|--|----|--|-------|
| | | | | 50 | | 147.8 |
| | | | | 50 | | 25.5 |

| | | 100 | 100 | | | | |
|--|--|-----|-----|--|--------|--|--|
| | | 100 | 100 | | | | |
| | | 51 | 51 | | 249.23 | | |

3

| | | | | 500 | | 500 |
|--|--|--|--|-----|--|------|
| | | | | 50 | | 50 |
| | | | | 30 | | 92.3 |
| | | | | 20 | | 22.1 |



| | | 100 | 100 | | | | |
|--|--|-----|-----|--|--|--|--|
| | | 100 | 100 | | | | |
| | | 100 | 100 | | | | |
| | | 100 | 100 | | | | |

2

| | -466,571.36 | 4,119,772.62 | 1,670,901.25 |
|--|-------------|--------------|--------------|
| | | 701,094.19 | -762,900.30 |
| | -466,571.36 | 4,820,866.81 | 908,000.95 |

1

| | 2009 8 31 | 500,000.00 | -466,571.36 | 966,571.36 | |
|--|-----------|------------|-------------|------------|--|

2

2001 5 29

50

4576

2009 6 9



50 100%

95 5

2009 6 11

2009 8 17 50

100% 2009 8 17 2009 8

28

2009 10 22 2009 313

50 25.5 51%

2009 11 20

3

2009 6

2009 8 20

4

2009 8 28

2009 8 31

5

| | | | | |
|--|------------|--------------|--------------|-------------|
| | | | | |
| | 2008 12 31 | 581,750.31 | 995,486.11 | -413,735.80 |
| | 2009 8 31 | 1,511,371.29 | 1,977,942.65 | -466,571.36 |

2008 2008 12 31 2009 12 31 2009



| | | | | | | |
|--|---------------|----------|----------------|---------------|--------|----------------|
| | | | | | | |
| | | | 181,108.99 | | | 312,102.13 |
| | | | 149,735.93 | | | 270,130.10 |
| | 109.00 | 6.8282 | 744.27 | 620.00 | 6.8346 | 4,237.45 |
| | | | | 5,380.00 | 0.8819 | 4,744.57 |
| | 75,000.00 | 0.005734 | 430.05 | 75,000.00 | 0.0053 | 397.50 |
| | 233,100.00 | 0.073782 | 17,198.58 | 430,700.00 | 0.0756 | 32,582.46 |
| | 1,326.94 | 9.7971 | 13,000.16 | 1.04 | 9.6590 | 10.05 |
| | | | 307,267,294.63 | | | 430,703,313.88 |
| | | | 243,881,816.11 | | | 395,206,525.65 |
| | 8,188,690.23 | 6.8282 | 55,914,014.66 | 5,039,408.88 | 6.8346 | 34,442,343.93 |
| | 319,554.58 | 0.88048 | 281,361.42 | 225,376.32 | 0.8819 | 198,757.12 |
| | 32,337,247.00 | 0.005734 | 185,421.77 | 51,619,472.00 | 0.0053 | 273,583.20 |
| | 84,648,006.00 | 0.073782 | 6,245,499.18 | | | |
| | 77,490.43 | 9.7971 | 759,181.49 | 60,265.45 | 9.6590 | 582,103.98 |
| | | | 123,110,274.99 | | | 32,791,220.16 |
| | | | 123,075,451.17 | | | 32,750,919.05 |
| | 5,100.00 | 6.8282 | 34,823.82 | 5,896.63 | 6.8346 | 40,301.11 |
| | | | 430,558,678.61 | | | 463,806,636.17 |

2

1

| | | | |
|--|--|---------------|---------------|
| | | | |
| | | 7,595,589.49 | 6,600,409.67 |
| | | 7,879,341.92 | 3,539,318.60 |
| | | 15,474,931.41 | 10,139,728.27 |

2

| | | | | |
|---|---------|--------|--|--------------|
| | | | | |
| 1 | 2009 10 | 2010 1 | | 1,384,177.10 |



| | | | | |
|---|---------|--------|--------------|--|
| 5 | 2009 10 | 2010 1 | 158,933.61 | |
| | | | 3,371,181.90 | |

3

| |
|--------|
| 52.62% |
|--------|

3

1

| | | (%) | | (%) |
|--|----------------|-------|--------------|-------|
| | | | | |
| | 279,220,034.01 | 92.56 | 4,608,151.99 | 1.65 |
| | 2,353,025.76 | 0.78 | 1,104,340.64 | 46.93 |
| | 20,098,252.32 | 6.66 | 374,936.98 | 1.87 |
| | 301,671,312.09 | 100 | 6,087,429.61 | |

| | | (%) | | (%) |
|--|----------------|-------|--------------|-------|
| | | | | |
| | 152,853,668.13 | 85.84 | 2,427,136.78 | 1.59 |
| | 2,162,219.37 | 1.21 | 974,437.97 | 45.07 |
| | 23,052,578.61 | 12.95 | 392,195.47 | 1.70 |
| | 178,068,466.11 | 100 | 3,793,770.22 | |

2

| | | | % | |
|--|----------------|--------------|------|--|
| | 279,220,034.01 | 4,608,151.99 | 1.65 | |

3



| | | | (%) | | (%) | | |
|---|---|--------------|------|--------------|--------------|------|------------|
| 1 | 2 | 1,040,649.57 | 0.34 | 312,194.87 | 1,543,303.85 | 0.87 | 462,991.16 |
| 2 | 3 | 1,040,460.84 | 0.34 | 520,230.42 | 214,937.43 | 0.12 | 107,468.72 |
| 3 | | 271,915.35 | 0.10 | 271,915.35 | 403,978.09 | 0.22 | 403,978.09 |
| | | 2,353,025.76 | 0.78 | 1,104,340.64 | 2,162,219.37 | 1.21 | 974,437.97 |

4

| (1-2) | | 7 | | 276,632.50 | |
|--------|--|----|--|--------------|--|
| (2-3) | | 3 | | 635,558.43 | |
| (3) | | 13 | | 167,228.56 | |
| | | | | 1,079,419.49 | |

| |
|--|
| |
|--|

5

5%(5%)

6

| | | | | (%) |
|---|--|----------------|---|-------|
| 1 | | 80,746,831.23 | 1 | 26.77 |
| 2 | | 28,988,014.95 | 1 | 9.61 |
| 3 | | 24,781,751.13 | 1 | 8.21 |
| 4 | | 17,877,717.85 | 1 | 5.93 |
| 5 | | 15,628,947.62 | 1 | 5.18 |
| | | 168,023,262.78 | | 55.70 |

7

| | | |
|--------|--------|--------|
| | 69.41% | 41,309 |
| 18,440 | 2-4 | |



4

1

| | | (%) | | (%) |
|-----|---------------|-------|---------------|-------|
| 1 | 29,628,211.52 | 92.84 | 14,177,723.15 | 93.98 |
| 1 2 | 1,627,075.12 | 5.10 | 330,802.49 | 2.19 |
| 2 3 | 248,645.95 | 0.78 | 177,090.50 | 1.17 |
| 3 | 407,786.13 | 1.28 | 401,662.53 | 2.66 |
| | 31,911,718.72 | 100 | 15,087,278.67 | 100 |

2

| | | | | |
|---|--|--------------|--|--|
| 1 | | 2,221,600.08 | | |
| 2 | | 2,131,883.53 | | |
| 3 | | 1,856,889.60 | | |
| 4 | | 1,600,195.89 | | |
| 5 | | 1,584,544.50 | | |
| | | 9,395,113.60 | | |

3

5%(5%)

4

| |
|---------|
| 111.51% |
|---------|

5

1

| | | (%) | | (%) |
|--|--------------|-------|-----------|-----|
| | | | | |
| | 2,290,139.59 | 36.11 | 22,901.40 | 1 |



| | | (%) | | (%) |
|--|--------------|-------|------------|-------|
| | 712,852.21 | 11.24 | 290,520.41 | 40.75 |
| | 3,338,528.72 | 52.65 | 48,833.78 | 1.46 |
| | 6,341,520.52 | 100 | 362,255.59 | |

| | | (%) | | (%) |
|--|--------------|-------|------------|-------|
| | | | | |
| | | | | |
| | 568,361.00 | 20.70 | 189,187.30 | 33.29 |
| | 2,176,684.61 | 79.30 | 53,065.62 | 2.44 |
| | 2,745,045.61 | 100 | 242,252.92 | |

2

| | 2,290,139.59 | 22,901.40 | 1% | |
|--|--------------|-----------|----|--|

3

| | | (%) | | | (%) | |
|-----|------------|-------|------------|------------|-------|------------|
| 1 2 | 368,259.71 | 5.81 | 110,477.91 | 475,366.00 | 17.32 | 142,609.80 |
| 2 3 | 329,100.00 | 5.19 | 164,550.00 | 92,835.00 | 3.37 | 46,417.50 |
| 3 | 15,492.50 | 0.24 | 15,492.50 | 160.00 | 0.01 | 160.00 |
| | 712,852.21 | 11.24 | 290,520.41 | 568,361.00 | 20.70 | 189,187.30 |

4

5%(5%)

5



| |
|--|
| |
|--|

6

| | | | | (%) |
|---|--|--------------|---|-------|
| 1 | | 2,290,139.59 | 1 | 36.11 |
| 2 | | 630,740.00 | 1 | 9.95 |
| 3 | | 621,781.97 | 1 | 9.80 |
| 4 | | 413,930.79 | 1 | 6.53 |
| 5 | | 406,765.00 | 1 | 6.41 |
| | | 4,363,357.35 | | 68.80 |

7

| |
|---------|
| 131.02% |
|---------|

6

1

| | 93,281,473.26 | 619,983.88 | 92,661,489.38 | 94,848,684.56 | 291,390.36 | 94,557,294.20 |
|--|----------------|--------------|----------------|----------------|--------------|----------------|
| | 50,933,308.71 | 26,644.47 | 50,906,664.24 | 36,218,127.11 | 407.51 | 36,217,719.60 |
| | 14,190,342.35 | | 14,190,342.35 | 13,893,439.87 | | 13,893,439.87 |
| | 65,019,067.84 | 815,292.81 | 64,203,775.03 | 38,723,050.27 | 714,358.89 | 38,008,691.38 |
| | 223,424,192.16 | 1,461,921.16 | 221,962,271.00 | 183,683,301.81 | 1,006,156.76 | 182,677,145.05 |

2



2009 12 31

7

1

| | | | | |
|--|----------------|----------------|--------------|----------------|
| | | | | |
| | 449,165,611.89 | 200,217,849.52 | 2,488,699.25 | 646,894,762.16 |
| | 184,934,045.79 | 104,057,724.44 | | 288,991,770.23 |
| | 194,011,099.10 | 74,154,479.38 | 1,404,523.89 | 266,761,054.59 |
| | 50,554,271.96 | 16,045,403.56 | 768,807.89 | 65,830,867.63 |
| | 13,209,292.04 | 4,803,876.32 | 35,523.17 | 17,977,645.19 |
| | 6,456,903.00 | 1,156,365.82 | 279,844.30 | 7,333,424.52 |
| | 50,341,677.68 | 36,903,620.63 | 1,079,696.58 | 86,165,601.73 |
| | 8,144,559.45 | 7,921,113.53 | 274.77 | 16,065,398.21 |
| | 26,442,068.08 | 20,495,642.17 | 592,740.01 | 46,344,970.24 |
| | 8,812,732.90 | 4,603,962.09 | 365,358.63 | 13,051,336.36 |
| | 5,242,588.43 | 2,687,572.60 | 11,006.77 | 7,919,154.26 |
| | 1,699,728.82 | 1,195,330.24 | 110,316.40 | 2,784,742.66 |
| | 398,823,934.21 | | | 560,729,160.43 |
| | 176,789,486.34 | | | 272,926,372.02 |
| | 167,569,031.02 | | | 220,416,084.35 |
| | 41,741,539.06 | | | 52,779,531.27 |
| | | | | |



| | | | | |
|--|--------------|--|--|--------------|
| | | | | |
| | 4,757,174.18 | | | 4,548,681.86 |

2 36,903,620.63

133,854,025.11

3

| | | | |
|----|----------------|--------------|---------------|
| | | | |
| 6# | 27,838,740.39 | 397,516.02 | 27,441,224.37 |
| | 59,980,823.84 | 1,394,644.61 | 58,586,179.23 |
| A | 11,379,976.00 | 180,258.84 | 11,199,717.16 |
| | 2,035,214.88 | 33,920.28 | 2,001,294.60 |
| | 101,234,755.11 | 2,006,339.75 | 99,228,415.36 |

| | | |
|----|--|------|
| | | |
| 6# | | 2010 |
| | | 2010 |
| A | | 2010 |
| | | 2010 |

4



1

| 6# | 350,575.94 | | 350,575.94 | 26,173,916.04 | 26,173,916.04 |
|----|----------------|--|----------------|----------------|----------------|
| | | | | 260,400.00 | 260,400.00 |
| | | | | 55,254,455.90 | 55,254,455.90 |
| | 56,914,131.07 | | 56,914,131.07 | 24,517,872.63 | 24,517,872.63 |
| | 11,354,467.60 | | 11,354,467.60 | | |
| | 40,511,254.79 | | 40,511,254.79 | | |
| | 13,209,914.81 | | 13,209,914.81 | 20,054,401.98 | 20,054,401.98 |
| | 834,987.30 | | 834,987.30 | 3,231,416.38 | 3,231,416.38 |
| | 123,175,331.51 | | 123,175,331.51 | 129,492,462.93 | 129,492,462.93 |

2

| | | | | | |
|----|----------------|----------------|----------------|----------------|---------------|
| 5# | 30,000,000.00 | | 934,464.25 | 934,464.25 | |
| 6# | 25,500,000.00 | 26,173,916.04 | 2,015,400.29 | 27,838,740.39 | |
| | 860,000.00 | 260,400.00 | 607,600.00 | 868,000.00 | |
| | 58,530,636.60 | 55,254,455.90 | 2,614,407.35 | 57,868,863.25 | |
| A | | | 11,379,976.00 | 11,379,976.00 | |
| | | 24,517,872.63 | 51,858,399.49 | 216,000.00 | 19,246,141.05 |
| | | | 11,354,467.60 | | |
| | | | 2,035,214.88 | 2,035,214.88 | |
| | | 20,054,401.98 | 24,262,763.87 | 28,763,239.09 | 2,344,011.95 |
| | | 3,231,416.38 | 1,553,098.17 | 3,949,527.25 | |
| | 114,890,636.60 | 129,492,462.93 | 149,127,046.69 | 133,854,025.11 | 21,590,153.00 |

| | (%) | | | | (%) | |
|----|-----|--|--|--|-----|------------|
| 5# | | | | | | |
| 6# | | | | | | 350,575.94 |
| | | | | | | |



| | (%) | | | | (%) | | |
|---|-----|--|--|--|-----|---|----------------|
| | | | | | | / | |
| A | | | | | | | |
| | | | | | | | 56,914,131.07 |
| | | | | | | | 11,354,467.60 |
| | | | | | | | 40,511,254.79 |
| | | | | | | | |
| | | | | | | / | 13,209,914.81 |
| | | | | | | / | 834,987.30 |
| | | | | | | | 123,175,331.51 |

9

1

| | 47,822,674.24 | 59,844,192.06 | | 107,666,866.30 |
|--|---------------|---------------|--|----------------|
| | 15,146,007.58 | 22,374,340.04 | | 37,520,347.62 |
| | 32,676,666.66 | 37,469,852.02 | | 70,146,518.68 |
| | 3,842,414.25 | 3,479,582.06 | | 7,321,996.31 |
| | 2,290,236.16 | 2,560,107.74 | | 4,850,343.90 |
| | 1,552,178.09 | 919,474.32 | | 2,471,652.41 |
| | 43,980,259.99 | | | 100,344,869.99 |
| | 12,855,771.42 | | | 32,670,003.72 |
| | 31,124,488.57 | | | 67,674,866.27 |
| | | | | |
| | | | | |
| | | | | |
| | 43,980,259.99 | | | 100,344,869.99 |
| | 12,855,771.42 | | | 32,670,003.72 |
| | 31,124,488.57 | | | 67,674,866.27 |

3,479,582.06



| |
|--|
| |
|--|

2

| | | | | | |
|--|--|---------------|--|---------------|---------------|
| | | | | | |
| | | 38,676,090.13 | | 22,930,662.78 | 15,745,427.35 |

59.35%

22.85%

10

| | | | | | |
|--|--------------|------------|--|--------------|--|
| | | | | | |
| | 1,743,540.56 | | | 1,743,540.56 | |
| | | 966,571.36 | | 966,571.36 | |
| | 1,743,540.56 | 966,571.36 | | 2,710,111.92 | |

11

1

| | | | | | | |
|----|--------------|------------|--------------|----------|--------------|--|
| | | | | | | |
| | 151,666.59 | | 20,000.04 | | 131,666.55 | |
| | 10,200.00 | | 5,100.00 | 5,100.00 | | |
| | 1,776,854.82 | 124,334.34 | 565,588.96 | | 1,335,600.20 | |
| | 132,977.07 | | 31,288.68 | | 101,688.39 | |
| | 417,121.78 | | 139,040.52 | | 278,081.26 | |
| | 32,234.16 | | 8,058.48 | | 24,175.68 | |
| | 550,000.00 | | 200,000.00 | | 350,000.00 | |
| | 520,000.00 | | 120,000.00 | | 400,000.00 | |
| | | 159,013.19 | 2,650.22 | | 156,362.97 | |
| 1# | | 446,486.19 | 89,297.25 | | 357,188.94 | |
| | 3,591,054.42 | 729,833.72 | 1,181,024.15 | 5,100.00 | 3,134,763.99 | |





| | 1,006,156.76 | 518,142.02 | | 62,377.62 | 1,461,921.16 |
|--|--------------|--------------|--|--------------|--------------|
| | | | | | |
| | | | | | |
| | | | | | |
| | | | | | |
| | | | | | |
| | | | | | |
| | | | | | |
| | | | | | |
| | | | | | |
| | | | | | |
| | | | | | |
| | | | | | |
| | | | | | |
| | | | | | |
| | 5,042,179.90 | 4,011,223.57 | | 1,141,797.11 | 7,911,606.36 |

14

1

| | | |
|--|----------------|----------------|
| | | |
| | 5,419,624.28 | 16,640,231.19 |
| | 95,000,000.00 | 79,000,000.00 |
| | 339,579,771.86 | 162,000,000.00 |
| | 27,312,800.00 | |
| | 467,312,196.14 | 257,640,231.19 |

2



| |
|--|
| |
|--|

3

| |
|--------|
| 81.38% |
|--------|

15

1

| | | |
|--|---------------|--------------|
| | | |
| | | |
| | 43,922,294.66 | 5,895,364.82 |
| | 43,922,294.66 | 5,895,364.82 |

2

43,922,294.66

3

| |
|---------|
| 645.03% |
|---------|

16

1

| | | |
|-----|----------------|----------------|
| | | |
| 1 | 240,481,602.13 | 162,900,460.24 |
| 1-2 | 6,707,619.82 | 684,244.50 |
| 2-3 | 683,850.10 | 391,100.04 |
| 3 | 406,929.39 | 219,082.67 |
| | 248,280,001.44 | 164,194,887.45 |

2

5%(5%)



3

| |
|--------|
| 51.21% |
|--------|

17

1

| | | |
|-----|--------------|--------------|
| | | |
| 1 | 2,945,494.58 | 1,705,036.20 |
| 1-2 | 54,967.08 | 349,037.03 |
| 2-3 | | |
| 3 | | |
| | 3,000,461.66 | 2,054,073.23 |

2

5%(5%)

18

1

| | | | | |
|--|--------------|---------------|---------------|--------------|
| | | | | |
| | 5,916,810.11 | 87,266,843.16 | 84,959,857.03 | 8,223,796.24 |
| | | 14,409,396.97 | 14,409,396.97 | |
| | | 11,275,396.94 | 11,275,087.94 | 309.00 |
| | | 7,329,735.03 | 7,329,495.03 | 240.00 |
| | | 2,689,961.69 | 2,689,898.69 | 63.00 |
| | | 671,207.45 | 671,201.45 | 6.00 |
| | | 246,738.82 | 246,738.82 | |
| | | 337,753.95 | 337,753.95 | |
| | 42,560.00 | 1,274,583.24 | 1,317,143.24 | |
| | | 149,984.60 | 149,984.60 | |
| | | | | |



| | | | | |
|--|---------------|----------------|----------------|---------------|
| | | | | |
| | 12,486,040.54 | 116,516,556.45 | 116,467,153.42 | 12,535,443.57 |

2

3

| |
|--|
| |
|--|

19

| | | |
|--|---------------|---------------|
| | | |
| | -5,843,276.73 | 1,031,160.88 |
| | | |
| | 27,889.52 | |
| | 5,535,763.43 | -4,120,124.88 |
| | 362,882.73 | 248,621.37 |
| | | 141,609.91 |
| | | |



3

| |
|--------|
| 93.57% |
|--------|

21 1

1

| | | |
|---|--|---------------|
| | | |
| 1 | | 17,500,000.00 |
| 1 | | |
| 1 | | |
| | | 17,500,000.00 |

2 1

| | | |
|--|--|---------------|
| | | |
| | | |
| | | |
| | | 17,500,000.00 |
| | | |
| | | 17,500,000.00 |

22

1

| | | |
|--|---------------|---------------|
| | | |
| | | |
| | 20,000,000.00 | |
| | 76,000,000.00 | 70,000,000.00 |
| | | |
| | 96,000,000.00 | 70,000,000.00 |

2

| | | | | | | | |
|--|------------|------------|--|------|--|---------------|---------------|
| | | | | | | | |
| | | | | % | | | |
| | 2007-05-31 | 2015-02-14 | | 5.94 | | 50,000,000.00 | 50,000,000.00 |
| | 2009-05-13 | 2011-05-12 | | 4.86 | | 20,000,000.00 | |



| | | | | | | | | |
|--|------------|------------|--|------|--|---------------|--|---------------|
| | 2009-06-04 | 2011-06-03 | | 4.86 | | 14,000,000.00 | | |
| | 2007-02-14 | 2015-02-13 | | 5.94 | | 12,000,000.00 | | 20,000,000.00 |
| | | | | | | 96,000,000.00 | | 70,000,000.00 |

23

1

| | | | | | | |
|--|----------------|---|--|----------------|--|----------------|
| | | + | | | | |
| | | | | | | |
| | 120,000,000.00 | | | 120,000,000.00 | | 120,000,000.00 |
| | | | | | | 240,000,000.00 |

2

| | | | | | | | | |
|------|---|----|------|--|--------|----|----|-----------|
| 2009 | 4 | 17 | 2008 | | 2008 | 12 | 31 | 12,000 |
| | | 10 | 10 | | 12,000 | | | 24,000 |
| | | | | | | | | 2009 2427 |

24

| | | | | |
|--|--|----------------|--|----------------|
| | | | | |
| | | 524,766,041.38 | | 120,000,000.00 |
| | | 1,930,015.64 | | 1,930,015.64 |
| | | 526,696,057.02 | | 120,000,000.00 |
| | | | | 404,766,041.38 |
| | | | | 406,696,057.02 |

| |
|----------------|
| 120,000,000.00 |
|----------------|

25

| | | | | |
|--|--|---------------|---------------|---------------|
| | | | | |
| | | 15,542,335.59 | 11,031,115.20 | 26,573,450.79 |
| | | | | |
| | | | | |
| | | | | |



| | | | | |
|--|---------------|---------------|--|---------------|
| | | | | |
| | 15,542,335.59 | 11,031,115.20 | | 26,573,450.79 |

26

| | | | |
|--|---|----------------|------|
| | | | |
| | | 149,721,688.21 | |
| | + | - | |
| | | 149,721,688.21 | |
| | | 99,876,278.03 | |
| | | 11,031,115.20 | 10% |
| | | | |
| | | 36,000,000.00 | 0.30 |
| | | | |
| | | 202,566,851.04 | |

27

1

| | | |
|--|------------------|------------------|
| | | |
| | 1,104,184,902.04 | 988,800,438.96 |
| | 22,665,324.01 | 23,641,426.89 |
| | 1,126,850,226.05 | 1,012,441,865.85 |
| | 844,173,436.57 | 702,621,981.65 |
| | 18,494,777.44 | 18,021,372.86 |
| | 862,668,214.01 | 720,643,354.51 |

2

3

| | | | |
|--|------------------|----------------|----------------|
| | | | |
| | | | |
| | 1,098,022,069.33 | 839,454,116.28 | 988,800,438.96 |
| | | | 702,621,981.65 |



| | | | | |
|-----|------------------|----------------|----------------|----------------|
| | | | | |
| LED | 6,162,832.71 | 4,719,320.29 | | |
| | 1,104,184,902.04 | 844,173,436.57 | 988,800,438.96 | 702,621,981.65 |

4

| | | | | |
|--|------------------|----------------|----------------|----------------|
| | | | | |
| | | | | |
| | 353,013,770.33 | 266,784,159.81 | 356,734,258.99 | 253,488,289.55 |
| | 751,171,131.71 | 577,389,276.76 | 632,066,179.97 | 449,133,692.10 |
| | 1,104,184,902.04 | 844,173,436.57 | 988,800,438.96 | 702,621,981.65 |

5

| | | |
|---|----------------|--------|
| | | |
| 1 | 299,418,161.62 | 26.57% |
| 2 | 126,219,039.13 | 11.20% |
| 3 | 85,747,300.16 | 7.61% |
| 4 | 69,020,501.28 | 6.13% |
| 5 | 57,456,060.15 | 5.10% |
| | 637,861,062.34 | 56.61% |

6

| | |
|--------|------|
| 11.30% | 2009 |
|--------|------|

28

| | | | |
|--|------------|--------------|----|
| | | | |
| | 258,895.43 | 852,101.10 | 7% |
| | 111,533.76 | 365,186.19 | 3% |
| | 36,937.92 | 121,693.74 | 1% |
| | 346,835.09 | 47,220.46 | 5% |
| | | 12,847.32 | |
| | 754,202.20 | 1,399,048.81 | |

29



| | | |
|--|--------------|--------------|
| | | |
| | 3,493,081.55 | 622,915.48 |
| | 518,142.02 | 850,401.09 |
| | | |
| | | |
| | | |
| | | |
| | | |
| | | |
| | | |
| | | |
| | | |
| | | |
| | | |
| | | |
| | | |
| | 4,011,223.57 | 1,473,316.57 |

30

1

| | | |
|--|---------------|--------------|
| | | |
| | 36,580.81 | |
| | 36,580.81 | |
| | | |
| | | |
| | | |
| | | |
| | 11,786,000.00 | 5,960,901.94 |
| | 131,433.90 | 356,902.34 |
| | 11,954,014.71 | 6,317,804.28 |

2

| | | | |
|--|--|------------|--|
| | | | |
| | | 250,000.00 | |
| | | 300,000.00 | |
| | | 200,000.00 | |



| | | | |
|--|---------------|--------------|--|
| | | | |
| | | 200,000.00 | |
| | 5,000,000.00 | 3,000,000.00 | |
| | 3,000,000.00 | | |
| | 1,200,000.00 | | |
| | | 300,000.00 | |
| | | 100,000.00 | |
| | 2,586,000.00 | 620,000.00 | |
| | | 135,091.94 | |
| | | 855,810.00 | |
| | 11,786,000.00 | 5,960,901.94 | |

31

| | | |
|--|-----------|--------------|
| | | |
| | 48,472.40 | 261,931.89 |
| | 48,472.40 | 261,931.89 |
| | | |
| | | |
| | | |
| | | 1,010,000.00 |
| | 19,103.00 | 78,499.04 |
| | 67,575.40 | 1,350,430.93 |

32

| | | |
|--|---------------|---------------|
| | | |
| | 17,849,705.30 | 17,728,907.42 |
| | -2,312,445.65 | 401,087.50 |
| | 15,537,259.65 | 18,129,994.92 |

33

$$1 \quad =P \div S$$

$$S = S_0 \quad S_1 \quad S_i \times M_i \div M_0 \quad S_j \times M_j \div M_0 \quad S_k$$

P

S



S_0 S_1
 S_i S_j S_k
 M_0 M_i M_j

| | 2009 | 2008 |
|--|----------------|-----------------|
| | 99,876,278.03 | 122,623,252.75 |
| | 120,000,000.00 | 90,000,000.00*2 |
| | 120,000,000.00 | |
| | | 30,000,000.00*2 |
| | 12 | 12 |
| | | 7 |
| | 240,000,000.00 | 215,000,000.00 |
| | 0.42 | 0.57 |
| | 13,729,354.05 | 4,712,867.43 |
| | 86,146,923.98 | 117,910,385.32 |
| | 0.36 | 0.55 |

2009 5

34 —

2008

2008

1.14 1.10

2

34

| | | |
|--|--|--|
| | | |
| | | |
| | | |
| | | |
| | | |
| | | |
| | | |
| | | |
| | | |



| | | |
|--|-------------|-------------|
| | | |
| | | |
| | | |
| | | |
| | | |
| | | |
| | | |
| | | |
| | -166,974.47 | -287,773.00 |
| | | |
| | -166,974.47 | -287,773.00 |
| | | |
| | | |
| | | |
| | | |
| | -166,974.47 | -287,773.00 |

35

1

| | |
|--|---------------|
| | |
| | 2,392,830.43 |
| | 4,607,336.96 |
| | 6,839,895.53 |
| | 4,297,391.85 |
| | 2,419,961.82 |
| | 477,939.66 |
| | 6,634,912.25 |
| | 2,742,492.77 |
| | 1,664,490.27 |
| | 8,773,201.52 |
| | 1,332,117.32 |
| | 1,676,753.75 |
| | 5,109,120.93 |
| | 7,350,450.75 |
| | 56,318,895.81 |



36

1

| | | |
|----------|-----------------|----------------|
| | | |
| 1 | | |
| | 108,792,117.93 | 135,962,287.90 |
| | 4,011,223.57 | 1,473,316.57 |
| | 36,903,620.63 | 23,550,187.76 |
| | 3,479,582.06 | 2,155,230.03 |
| | 1,181,024.15 | 837,779.09 |
| “ ” | 11,891.59 | 261,931.89 |
| “ ” | - | |
| “ ” | - | |
| “ ” | 23,292,529.61 | 21,605,568.79 |
| “ ” | - | |
| “ ” | -2,312,445.65 | 401,087.50 |
| “ ” | - | |
| “ ” | -39,740,890.35 | -96,107,763.97 |
| “ ” | -251,148,219.47 | -38,465,434.10 |
| “ ” | 183,456,496.38 | 1,911,238.47 |
| | | |
| | 67,926,930.45 | 53,585,429.93 |
| 2 | | |
| | | |
| | | |
| 3 | | |
| | 307,448,403.62 | 431,015,416.01 |
| | 431,015,416.01 | 67,396,562.87 |
| | | |
| | | |
| | -123,567,012.39 | 363,618,853.14 |

2





| | | |
|--|--|--|
| | | |
| | | |
| | | |
| | | |

4

1

| | | | | | |
|--|--|----------------|-----------|------------|--|
| | | | | | |
| | | 62,000,000.00 | 2007 2 14 | 2015 2 13 | |
| | | 240,000,000.00 | 2009 1 9 | 2010 8 25 | |
| | | 69,579,771.86 | 2009 8 21 | 2010 12 31 | |
| | | 371,579,771.86 | | | |

2

761,035.97

761,035.97

3

| | | | | | | | |
|--|--|--|--|---------------|-----|--|---|
| | | | | | | | |
| | | | | | % | | % |
| | | | | 46,760,000.00 | 100 | | |
| | | | | 500,000.00 | 100 | | |

2009 8 17

50

100%

2009 8 17

2009 11 3 2009

33,936

57,188

44,987,481.00

46,760,000.00

2009

11 5

5

| | | | |
|--|--|--|------------|
| | | | |
| | | | 134,239.48 |



7,000

8 2007

2 14 2015 2 13

6,200

2009 12 31

2,500

| | | | | | |
|--|--|---------------|-----------|-----------|--|
| | | | | | |
| | | 25,000,000.00 | 2005 6 30 | 2010 6 17 | |

2009 12 31

2 2009 11 3 2009

2009 12 31

1

2

1


2009 12 9 2009

2800

009

24,000

10



000





| | | | | | |
|--|----------|--|--|--|----------|
| | | | | | |
| | | | | | |
| | 2,500.73 | | | | 8,876.94 |

1

1

| | | (%) | | (%) |
|--|----------------|-------|--------------|-------|
| | 24,469,032.54 | 14.38 | | |
| | 128,145,406.48 | 75.29 | 3,097,405.72 | 2.42 |
| | 2,013,602.28 | 1.18 | 999,585.12 | 49.64 |
| | 15,579,163.28 | 9.15 | 317,707.58 | 2.04 |
| | 170,207,204.58 | 100 | 4,414,698.42 | |

| | | (%) | | (%) |
|--|----------------|--------|--------------|-------|
| | | | | |
| | 93,564,499.92 | 82.34 | 1,477,049.86 | |
| | 2,147,563.25 | 1.89 | 970,041.12 | 1.58 |
| | 17,925,295.50 | 15.77 | 299,551.48 | 45.67 |
| | 113,637,358.67 | 100.00 | 2,746,642.46 | 1.67 |

2

| | | | | |
|--|----------------|--------------|------|--|
| | | | | |
| | 128,145,406.48 | 3,097,405.72 | 2.42 | |

3



2

1

| | | (%) | | (%) |
|--|---------------|-------|-----------|-------|
| | 12,768,944.35 | 75.64 | | |
| | 2,290,139.59 | 13.57 | 22,901.40 | 0.06 |
| | 115,961.00 | 0.69 | 35,288.30 | 30.43 |
| | 1,707,239.03 | 10.10 | 21,464.39 | 1.26 |
| | 16,882,283.97 | 100 | 79,654.09 | |

| | | (%) | | (%) |
|--|---------------|-------|-----------|-------|
| | 56,490,102.14 | 97.65 | | |
| | | | | |
| | 15,261.00 | 0.03 | 4,578.30 | 30.00 |
| | 1,340,911.45 | 2.32 | 16,544.61 | 1.23 |
| | 57,846,274.59 | 100 | 21,122.91 | |

2

| | 12,768,944.35 | | | |
|--|---------------|--|--|--|

3

| | 2,290,139.59 | 22,901.40 | 1% | |
|--|--------------|-----------|----|--|

4

| | | (%) | | (%) |
|--|--|-----|--|-----|
| | | | | |



| | | | | | | |
|--|-------|-------|--|--|--|---------------|
| | | | | | | |
| | (%) | (%) | | | | |
| | 100 | 100 | | | | |
| | 100 | 100 | | | | |
| | 82.72 | 82.72 | | | | 36,015,394.89 |
| | 51.00 | 51.00 | | | | |
| | 100 | 100 | | | | |
| | 100 | 100 | | | | |
| | 100 | 100 | | | | |
| | 100 | 100 | | | | |
| | 100 | 100 | | | | |
| | | | | | | 36,015,394.89 |

2009 12 21

2010 6

4

1

| | | |
|--|----------------|----------------|
| | | |
| | 618,456,556.72 | 542,601,929.71 |
| | 17,803,620.23 | 24,686,031.78 |
| | 636,260,176.95 | 567,287,961.49 |
| | 450,578,469.48 | 356,425,779.55 |
| | 14,466,742.33 | 19,531,758.49 |
| | 465,045,211.81 | 375,957,538.04 |

2

3

| | | | |
|--|----------------|----------------|----------------|
| | | | |
| | 618,456,556.72 | 450,578,469.48 | 542,601,929.71 |
| | | | 356,425,779.55 |

4



| | | | | |
|--|----------------|----------------|----------------|----------------|
| | | | | |
| | | | | |
| | 312,293,576.62 | 227,522,467.43 | 349,267,813.80 | 229,427,958.12 |
| | 306,162,980.10 | 223,056,002.05 | 193,334,115.91 | 126,997,821.43 |
| | 618,456,556.72 | 450,578,469.48 | 542,601,929.71 | 356,425,779.55 |

5

| | | |
|---|----------------|--------|
| | | |
| 1 | 69,020,501.33 | 10.85% |
| 2 | 57,456,224.62 | 9.03% |
| 3 | 47,458,467.11 | 7.46% |
| 4 | 47,236,542.27 | 7.42% |
| 5 | 36,373,985.76 | 5.72% |
| | 257,545,721.09 | 40.48% |

5

1

| | | |
|--|---------------|---------------|
| | | |
| | 36,015,394.89 | 12,061,004.56 |
| | | |
| | | |
| | | |
| | | |
| | | |
| | | |
| | | |
| | | |
| | | |
| | 36,015,394.89 | 12,061,004.56 |

2

| | | | |
|--|---------------|---------------|------|
| | | | |
| | 36,015,394.89 | 12,061,004.56 | 2008 |



6

| | | |
|----------|-----------------|----------------|
| | | |
| 1 | | |
| | 110,311,151.96 | 118,456,297.85 |
| | 3,192,365.90 | 794,545.82 |
| | 17,202,366.81 | 9,659,335.17 |
| | 1,776,372.41 | 772,926.43 |
| | 120,000.00 | 80,000.00 |
| “ ” | 40,761.23 | 256,803.42 |
| “ ” | | |
| “ ” | | |
| “ ” | 15,324,788.60 | 11,889,082.54 |
| “ ” | -36,015,394.89 | -12,061,004.56 |
| “ ” | -320,061.96 | -214,741.18 |
| “ ” | | |
| “ ” | -21,685,020.78 | -66,020,480.77 |
| “ ” | -55,419,840.01 | -10,471,699.16 |
| “ ” | 40,058,686.36 | 3,504,503.02 |
| | | |
| | 74,586,175.63 | 56,645,568.58 |
| 2 | | |
| | | |
| | | |
| 3 | | |
| | 243,742,119.89 | 385,234,118.49 |
| | 385,234,118.49 | 24,461,243.27 |
| | | |
| | | |
| | -141,491,988.60 | 360,772,875.22 |

1



2

1

2

3

| | 11.88% | 0.42 | 0.42 |
|--|--------|------|------|
| | 10.33% | 0.36 | 0.36 |

.

